

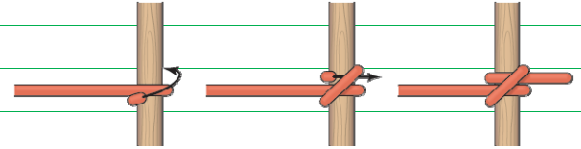
Use this section for power words.

Chuyên Môn ~ Nút Dây (Hitches Part 1 of 2)

A **hitch** is a knot that fastens a rope or line to a solid object, such as a hook or a pole.

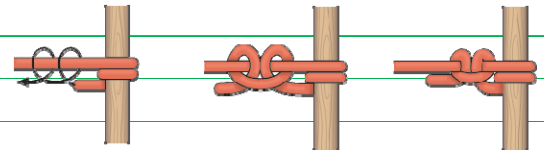
Clove Hitch - A hitch used primarily to secure a bar or pole.

It's easy to tie and untie, but may spill (become untied) if the load twists or sways.



Round Turn and Two Half Hitches - A hitch used to attach a


line to a post or ring. It can be tied even when bearing a load, which makes it good for mooring (securing) boats.



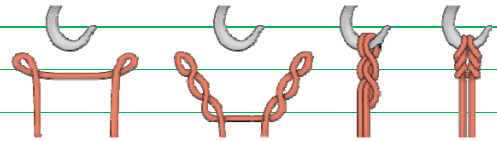
Taut Line Hitch - A hitch with a loop on its end,

particularly useful when the tension on the line may need to be increased or decreased - as when securing tent lines or securing the flag pole at camp. Tie


another taut line hitch 6 - 10 inches away from the first one for more secure tension points.



Cat's Paw - A hitch used to attach a line to a hook.



Chain Hitch - A hitch that can be used to pull any long, solid object. Begin the chain hitch with a clove hitch, then add a series of loops at about 12 inch intervals along the object.



Homework: Memorize the types of hitches. Practice these knots. Answer the following questions.

Questions:

- 1) What does it mean when a knot spills?
- 2) What kind of knot would we use to make sure there is tension on a line tied to a tent?
- 3) What other applications can we use the chain hitch? Explain.