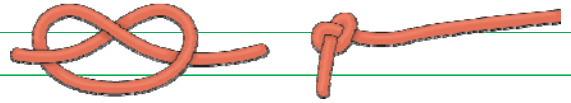


Use this section for power words.

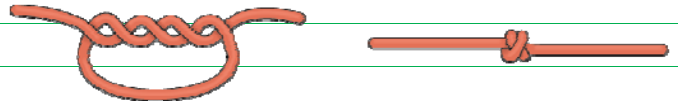
## Chuyên Môn ~ Nút Dây (Stopper Knots)

A **stopper knot** is tied at the end of a rope to keep it from pulling through a hole or pulley.


**Overhand Knot** - The most basic stopper knot. A secure knot that tends to jam (when a knot cannot be undone). The overhand knot is actually the foundation for many other knots. For extra security, use the double overhand knot.




**Double Overhand Knot** - A secure stopper knot that at times can jam easily. Use this stopper knot when safety is an issue, as in rock climbing. It is not ideal when you need a stopper knot that you can quickly untie, (use the figure eight knot instead). The double overhand can also be tied into the tails of other knots to stop them from slipping apart.




**Figure Eight Knot** - An easy to tie stopper knot that's also easy to untie and won't jam. The figure eight is commonly used in boating, fishing and climbing, and is the best stopper to use if you'll need to untie the knot quickly at any point.



(If safety is an issue, though, the double overhand is a better choice.) The longer the "tail" of the figure eight knot, the more secure it will be.



**Stevedore Knot** - A stopper knot that's both secure and will not jam even under heavy loads. It's also bulkier than the figure eight knot.



Homework: Memorize the types of stopper knots. Practice these knots.

Answer the following questions.

Questions:

- 1) What is the basic stopper knot?
- 2) What can cause a knot to jam?
- 3) What is a bulky knot that is easy to untie and won't jam under a heavy load?